

STORAGE STATION

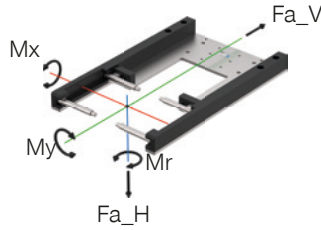
ALSR1-40-B

▶ PRODUCT SPECIFICATIONS



▶ Forces and moments

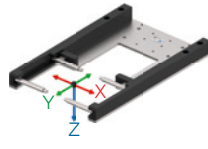
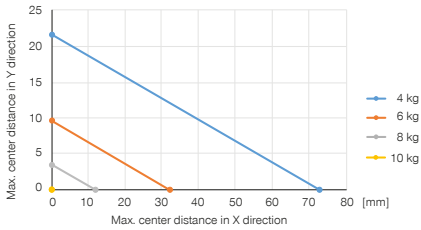
Shows static forces and torques that may have an effect on the storage station due to the loose part



Mr [Nm]	1
Mx [Nm]	1
My [Nm]	5
Fa_H [N]	100
Fa_V [N]	50

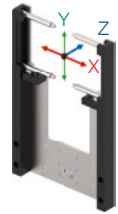
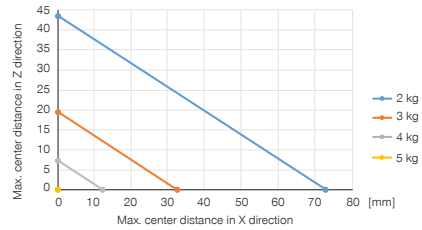
▶ Horizontal design

Shows the maximum handling weight depending on the center distances of the center of gravity in the X and Y directions



▶ Vertical design

Shows the maximum handling weight depending on the center distances of the center of gravity in the X and Z directions



▶ RECOMMENDED ACCESSORIES



SENSORS



NJ5-E2
Inductive proximity switch - Cable 5 m



SENSORS



NJ5-E2SK
Inductive Proximity Switch Cable 0,3 m - Connector M8



Order no.

Compatible with installation size
Weight [kg]

Technical Data

ALSR1-40-B

WWR40L-B
0.9

- ⑦ Intake for proximity switch
- ⑤⑩ Fixing loose part
- Ⓜ Fixing ALSR

