

# 放置架

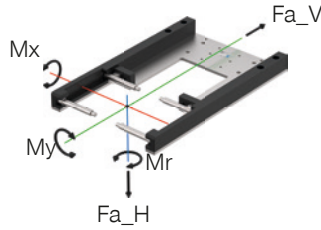
## ALSR1-40-B

### 产品规格



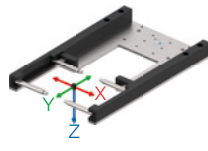
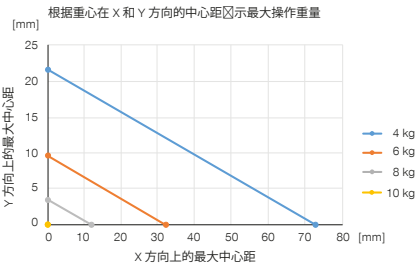
#### 力和力矩

显示基于非固定端而可能作用于放置架的静态力和力矩

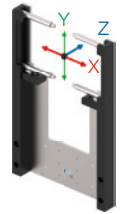
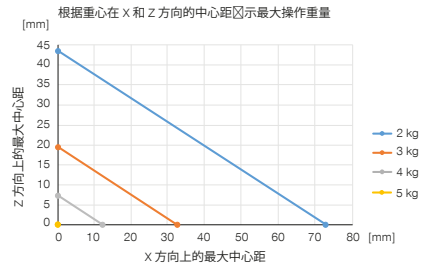


Mr [Nm]	1
Mx [Nm]	1
My [Nm]	5
Fa_H [N]	100
Fa_V [N]	50

#### 卧式结构



#### 立式结构



### 配件建议



#### 传感器



**NJ5-E2**  
接近开关电缆5m-直接出线



#### 传感器



**NJ5-E2SK**  
接近开关电缆 0.3m - M8接头



订购编号

适合多种结构尺寸

重量 [kg]

▶ 技术数据

ALSR1-40-B

WWR40L-B

0.9

