

放置架

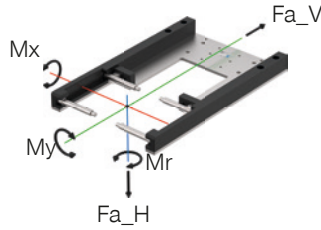
ALSR1-80-B

产品规格



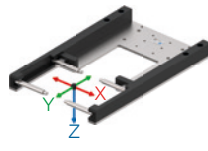
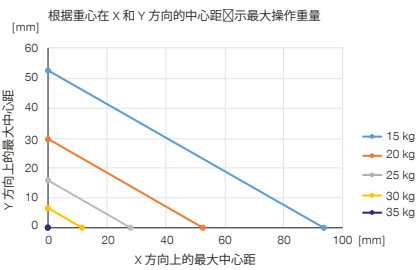
力和力矩

显示基于非固定端而可能作用于放置架的静态力和力矩

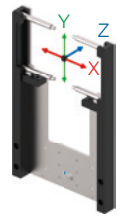
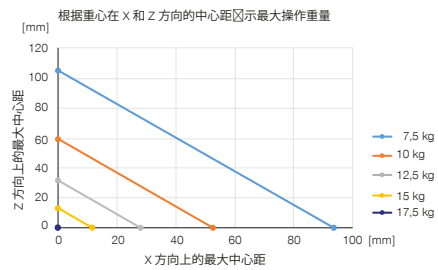


Mr [Nm]	6
Mx [Nm]	14
My [Nm]	25
Fa_H [N]	350
Fa_V [N]	175

卧式结构



立式结构



配件建议



传感器



NJ8-E2
接近开关电缆5m-直接出线



传感器



NJ8-E2S
接近开关 - M8连接头



订购编号

适合多种结构尺寸

重量 [kg]

▶ 技术数据

ALSR1-80-B

WWR80L-B

2.2

