

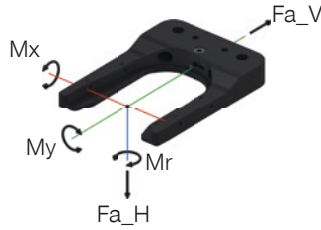
ALWR1-50-A

▶ PRODUCT SPECIFICATIONS



▶ Forces and moments

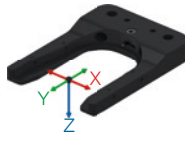
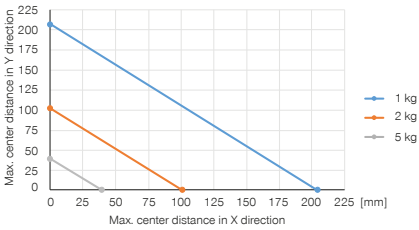
Shows static forces and torques that may have an effect on the storage station due to the loose part



Mr [Nm]	1
Mx [Nm]	1.5
My [Nm]	1
Fa_H [N]	50
Fa_V [N]	100

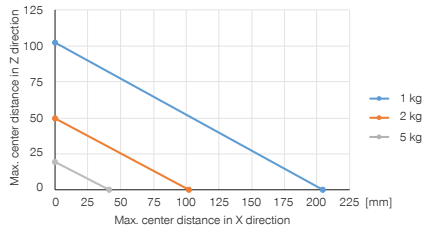
▶ Horizontal design

Shows the maximum handling weight depending on the center distances of the center of gravity in the X and Y directions



▶ Vertical design

Shows the maximum handling weight depending on the center distances of the center of gravity in the X and Z directions



▶ RECOMMENDED ACCESSORIES



SENSORS



NJ5-E2SK-01
Inductive Proximity Switch Cable 0,3 m - Connector M8

Order no.

Compatible with installation size

Locking force [N]

Release force [N]

Weight [kg]

Technical Data**ALWR1-50-A**

LWR50L

40

20

0.2

