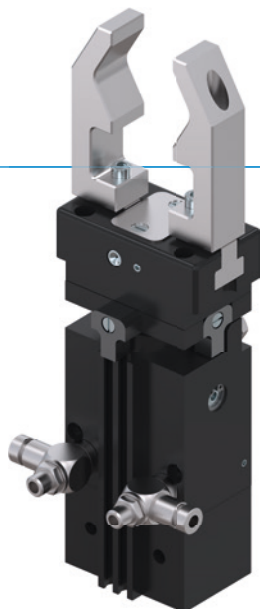


2-JAW PARALLEL ROTARY GRIPPERS

SERIES DGP400

▶ PRODUCT ADVANTAGES



“TWO in ONE”

▶ Proven T slot guide

This established and proven guiding technology stands for the highest process reliability like no other








▶ 2 in 1

Gripping and swivelling in a module allows optimum utilisation of the installation space

▶ Individually adjustable


How you stay flexible: 90° or 180° swivel angle - You decide what your application requires on site

▶ SERIES CHARACTERISTICS

Installation size		Version		
DGP40X		N	NC	NO
 1.5 million maintenance-free cycles (max.)		•	•	•
 Spring closing C			•	
 Spring opening O				•
 Magnetic field sensor		•	•	•
 Rotation angle 90°		•	•	•
 Rotation angle 180°		•	•	•
 IP40		•	•	•



► BENEFITS IN DETAIL



- ① **Removable centering sleeves**
 - quick and economical positioning of the gripper fingers
- ② **Wedge hook mechanism**
 - synchronized the movement of the gripper jaws
- ③ **Precise T-Slot guide**
 - high forces and moments capacity
- ④ **Endposition 0°/90°/180° adjustment**
 - endstops for 0°/90°/180° included with purchase
- ⑤ **Rotating-drive mechanism**
 - robust, wear-resistant
- ⑥ **Drive**
 - two double-acting pneumatic cylinders
- ⑦ **Slot for magnetic field sensor**
 - sensing of the rotational position and gripper jaw position
- ⑧ **Integrated gripping force safety device**
 - optional via integrated spring (C or O models)

► TECHNICAL DATA

	Stroke per jaw [mm]	Gripping force [N]	Weight [kg]	IP class
Installation size DGP404	4	115 - 155	0,44 - 0,48	IP40

► FURTHER INFORMATION IS AVAILABLE ONLINE



All information just a click away at: www.zimmer-group.com. Find data, illustrations, 3D models and operating instructions for your installation size using the order number for your desired product. Quick, clear and always up-to-date.

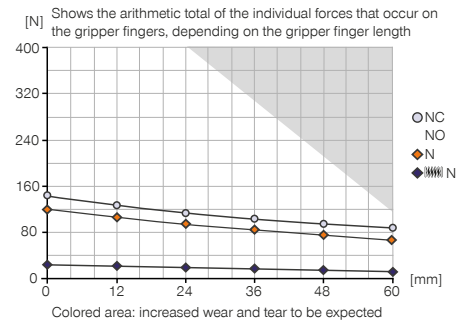
2-JAW PARALLEL ROTARY GRIPPERS

INSTALLATION SIZE DGP404

▶ PRODUCT SPECIFICATIONS

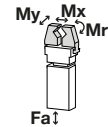


▶ Gripping force diagram



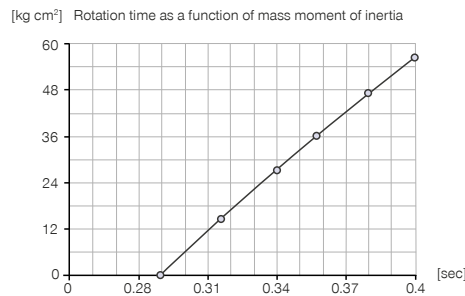
▶ Forces and moments

Displays static forces and moments that can also have an effect, besides the gripping force.



Mr [Nm]	8
Mx [Nm]	15
My [Nm]	10
Fa [N]	300

▶ Rotation time diagram



▶ INCLUDED IN DELIVERY



2 [piece]
Flow Control Valves - with Swivel joint
DRVM5X4



4 [piece]
Centering Disc
DST40400



1 [piece]
Stop 90° + 180°
ANS0065

▶ RECOMMENDED ACCESSORIES



ENERGY SUPPLY



GVM5
Straight Fittings - Quick Connect Style



SENSORS



MFS01-S-KHC-P1-PNP
Magnetic field sensor angled, cable 0.3 m - M8 connector



SENSORS



MFS01-K-KHC-P1-PNP
Magnetic field sensor angled, cable 5 m



MFS02-K-KHC-P1-PNP
Magnetic field sensor straight, cable 5 m



MFS02-S-KHC-P1-PNP
Magnetic field sensor straight, cable 0.3 m - M8 connector

