

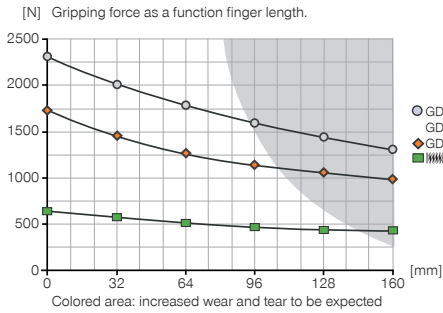
# 3-JAW CONCENTRIC GRIPPERS

## INSTALLATION SIZE GD1712

### ▶ PRODUCT SPECIFICATIONS

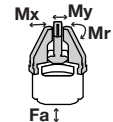


#### ▶ Gripping force diagram



#### ▶ Forces and moments

Displays static forces and moments that can also have an effect, besides the gripping force.



Mr	75
Mx	100
My	65
Fa	3600

### ▶ INCLUDED IN DELIVERY



Mounting block

KB8-45



Centering Disc

DST41000



Switch cam + screws


SN0004

### ▶ RECOMMENDED ACCESSORIES




Straight Fittings - Quick Connect Style

GV1-8X6




Plug-in connector Angled Cable 5m - Socket M8 (female)

KAW500



Plug-in connector Straight Cable 5m - Socket M8 (female)

KAG500



Inductive proximity switch - Cable 5 m

NJ8-E2



Inductive proximity switch - Connector M8

NJ8-E2S




Universal Jaw Aluminium

UB1712



Universal Jaw Steel

UB1712ST



Cover plate

ADB1712-B



Pressure piece N / S

ADS1712N-S



Pressure piece N / S

ADS1712C-O

Order no.	► Technical Data*		
	GD1712N-B	GD1712NC-B	GD1712NO-B
Stroke per jaw [mm]	12	12	12
Gripping force in closing [N]**	1700	2250	-
Gripping force in opening [N]**	1700	-	2250
Gripping force secured by spring min. [N]	-	550	550
Closing time [s]	0.15	0.2	0.2
Opening time [s]	0.15	0.2	0.2
Repetition accuracy +/- [mm]	0.05	0.05	0.05
Operating pressure min. [bar]	3	5	5
Operating pressure max. [bar]	8	8	8
Operating temperature min. [°C]	5	5	5
Operating temperature max. [°C]	80	80	80
Air volume per cycle [cm³]	183	350	350
Weight [kg]	3.6	5.3	5.3

\*All data measured at 6 bar

\*\*

