

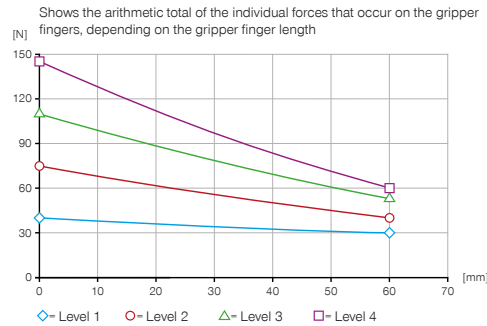
2-JAW PARALLEL GRIPPERS

INSTALLATION SIZE GEP2006

▶ PRODUCT SPECIFICATIONS



▶ Gripping force diagram



▶ Forces and moments

Displays static forces and moments that can also have an effect, besides the gripping force.



Mr [Nm]	2.5
Mx [Nm]	2.5
My [Nm]	2
Fa [N]	140

▶ TECHNICAL DATA

▶ Technical data	
Order no.	GEP2006IO-12-B-01
Suitable for robot type	Universal Robots e-Series
Control	I/O
Integrated position sensing	Analog 0 to 10 V
Stroke per jaw [mm]	6
Gripping force safety device	mechanical
Control time [s]	0.03
Dead weight of mounted gripper finger max. [kg]	0.05
Length of the gripper fingers max. [mm]	60
Repetition accuracy +/- [mm]	0.02
Operating temperature [°C]	5 ... +60
Voltage [V]	24
Current consumption max. [A]	1
Minimum positioning path per jaw [mm]	0.5
Protection to IEC 60529	IP40
Weight [kg]	0.19

▶ TECHNICAL DATA OF THE FORCE LEVELS

▶ Level 1	
Order no.	GEP2006IO-12-B-01
Gripping force [N]	40
Closing time / Opening time [s]	0.21 / 0.21

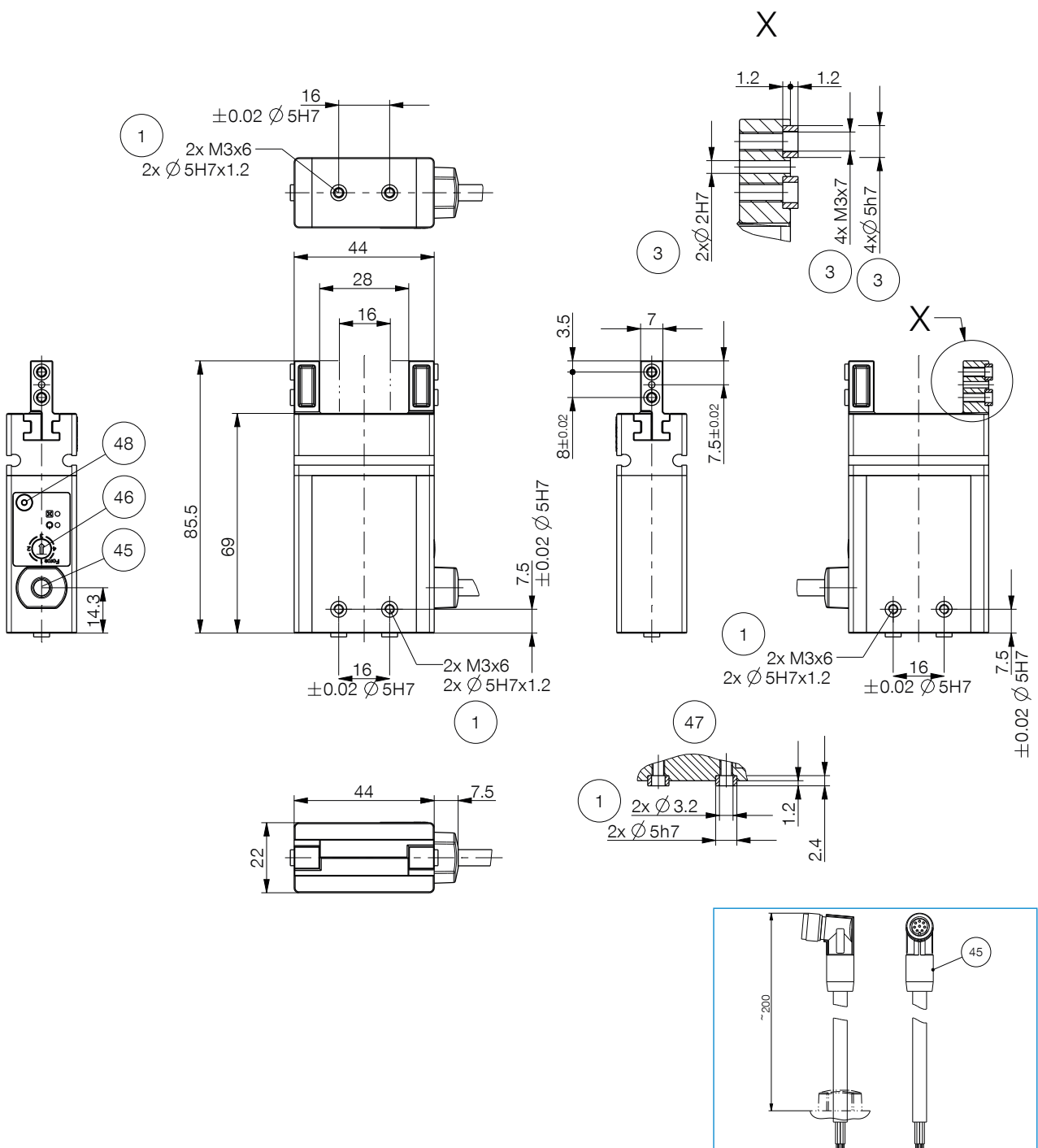
▶ Level 2	
Order no.	GEP2006IO-12-B-01
Gripping force [N]	75
Closing time / Opening time [s]	0.15 / 0.15

▶ Level 3	
Order no.	GEP2006IO-12-B-01
Gripping force [N]	110
Closing time / Opening time [s]	0.12 / 0.12

▶ Level 4	
Order no.	GEP2006IO-12-B-01
Gripping force [N]	145
Closing time / Opening time [s]	0.1 / 0.1

▶ TECHNICAL DRAWINGS


- ① Gripper attachment
- ③ Fixing for gripper finger
- ④⑤ Energy supply (M8, 8-pole)
- ④⑥ Force level setting
- ④⑦ Gripper mounting clamp
- ④⑧ Emergency release



2-JAW PARALLEL GRIPPERS

INSTALLATION SIZE GEP2006

▶ ACCESORIES



▶ INCLUDED IN DELIVERY



6 [piece]
Centering Disc

354237

▶ RECOMMENDED ACCESSORY GEP2006IO-12-B-01



CONNECTIONS / OTHER



AP000017
Adapter plate