

O-RING ASSEMBLY GRIPPERS, OUTER SERIES GS

▶ PRODUCT ADVANTAGES



▶ Proven technology

We have more than 20 years of proven reliability, which ensures uninterrupted production for you





▶ Adjustable expanding stroke

Prevents the O-ring from overexpanding and ensures consistent production quality

▶ Query about magnetic field sensor technology


Detecting the end position allows you to have shorter cycle times and an integrated control system

▶ SERIES CHARACTERISTICS

Installation size	
GSXXX	
 5 million maintenance-free cycles (max.)	●
 Inductive sensor	●
 Magnetic field sensor	●
 IP30	●



► BENEFITS IN DETAIL



- ① **Ejector jaw**
 - to shift off the O-ring
- ② **Stroke adjustment**
 - for adjustment of the spread stroke
- ③ **Energy supply**
 - possible from several sides
- ④ **Drive**
 - two single-acting pneumatic cylinders
- ⑤ **Force transfer**
 - direct via taper
- ⑥ **Mounting and positioning**
 - axial, on the gripper bottom
- ⑦ **Sensing slot**
 - mounting and positioning of magnetic field sensors
- ⑧ **Robust, lightweight housing**
 - Hard-coated aluminum alloy
- ⑨ **Gripper jaw**
 - individual gripper finger mounting

► TECHNICAL DATA

	Opening stroke adjustable per jaw	Recommended O-ring diameter	Weight	IP class
Installation size	[mm]	[mm]	[kg]	
GS65	3 - 6	4 - 60	0.53	IP30
GS810	4 - 8	30 - 120	2.5	IP30
GS1015	1.6 - 10	40 - 150	6.2	IP30

► FURTHER INFORMATION IS AVAILABLE ONLINE



All information just a click away at: www.zimmer-group.com. Find data, illustrations, 3D models and operating instructions for your installation size using the order number for your desired product. Quick, clear and always up-to-date.


O-RING ASSEMBLY GRIPPERS, OUTER

INSTALLATION SIZE GS1015


▶ PRODUCT SPECIFICATIONS



▶ INCLUDED IN DELIVERY




2 [piece]
Mounting block
KB8K




20 [piece]
Centering Disc
DST60800

▶ RECOMMENDED ACCESSORIES

GRIPPING COMPONENTS




UB1015-3
Ejector jaw set aluminium
10 [piece]




UB1015-4
Expanding jaw set steel
10 [piece]

SENSORS



MFS01-K-KHC-P1-PNP
Magnetic field sensor angled, cable 5 m



MFS01-S-KHC-P1-PNP
Magnetic field sensor angled, cable 0.3 m - M8 connector

ENERGY SUPPLY




GV1-8X8
Straight Fittings - Quick Connect Style

CONNECTIONS / OTHER



KAG500
Plug-in connector Straight Cable 5m - female connector M8


SENSORS



NJ8-E2
Inductive proximity switch - Cable 5 m



KAW500
Plug-in connector Angled Cable 5m - female connector M8

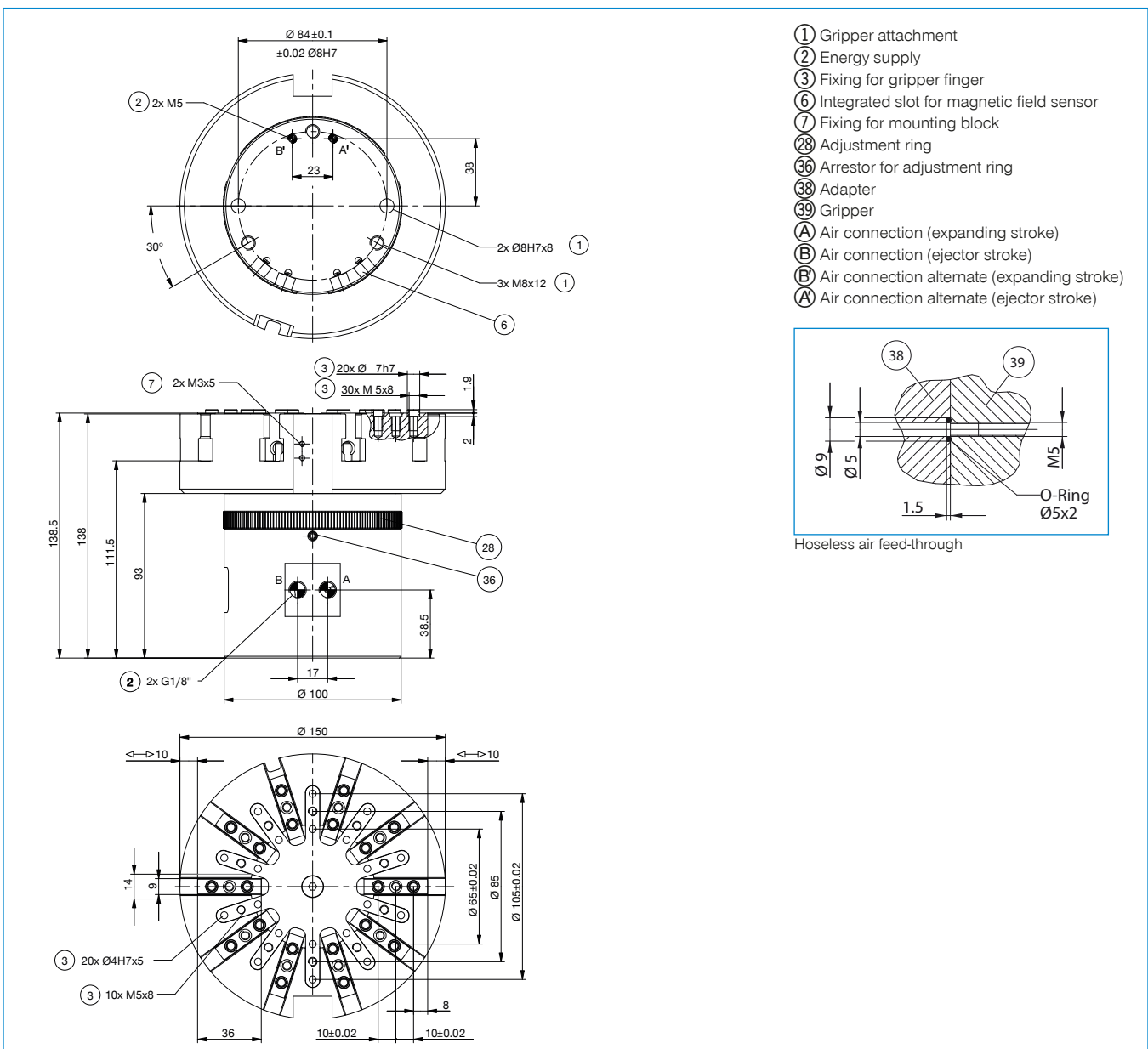


NJ8-E2S
Inductive proximity switch - M8



S8-G-3
Plug-in connector customizable Straight - male connector M8

► Technical data	
Order no.	GS1015-B
Opening stroke adjustable per jaw min. [mm]	1.6
Opening stroke adjustable per jaw max. [mm]	10
Stripping stroke [mm]	15
Opening force [N]	1450
Recommended O-ring diameter min. [mm]	40
Recommended O-ring diameter max. [mm]	150
Number of gripping jaws [Quantity]	10
Closing time [s]	0.05
Opening time [s]	0.05
Repetition accuracy +/- [mm]	0.05
Operating pressure min. [bar]	3
Operating pressure max. [bar]	8
Nominal operating pressure [bar]	6
Operating temperature min. [°C]	5
Operating temperature max. [°C]	+80
Certifications	LABS / REACH / RoHS
Protection to IEC 60529	IP30
Weight [kg]	6.2

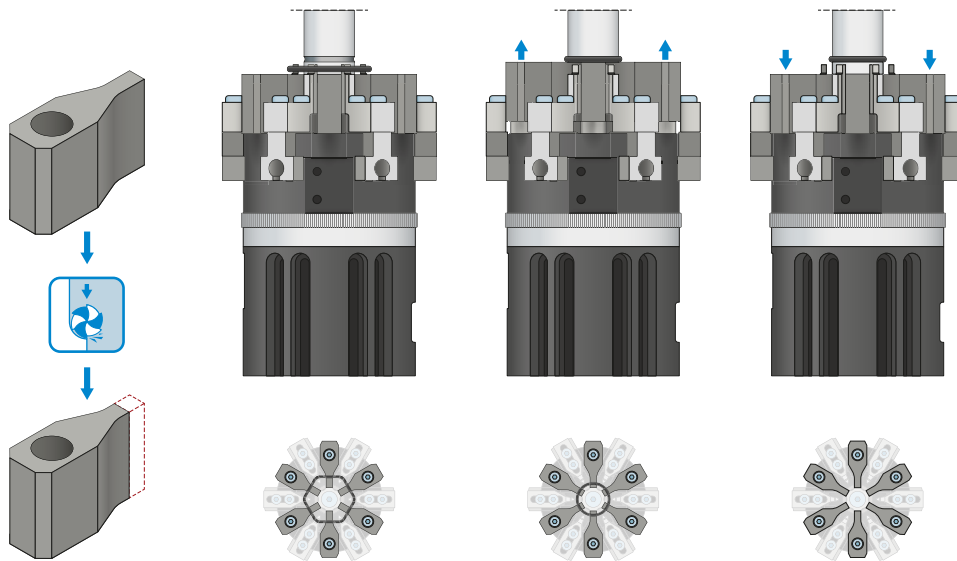


O-RING ASSEMBLY GRIPPER, OUTER

SERIES GS FUNCTIONAL DESCRIPTION




GRIPPING COMPONENTS



Removal jaws

The removal jaws remove the spread O-ring on the workpiece.




Clamping jaws

Using the clamping jaws, the O-ring is expanded to the expanding stroke set previously on the gripper via the adjustment ring.



ENERGY SUPPLY

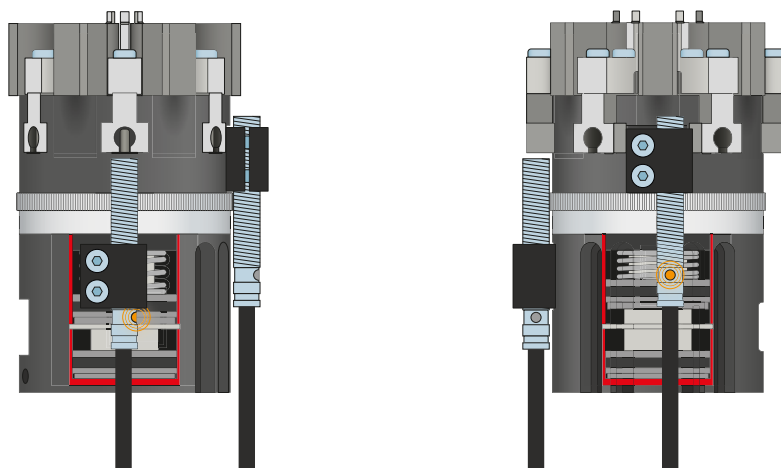


Pneumatic threaded connections

Available in straight and angled design. Can be chosen freely depending on the space conditions or installation situation.



SENSORS



Inductive sensors – NJ

The expanding stroke can be sensed using an inductive sensor in combination with a mounting block. The cam switch must be manufactured on an application-specific basis.

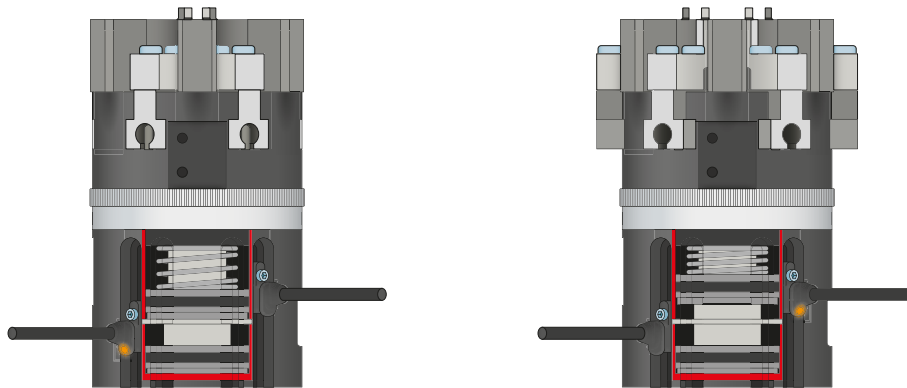
O-RING ASSEMBLY GRIPPER, OUTER

SERIES GS FUNCTIONAL DESCRIPTION



SENSORS

MFS01



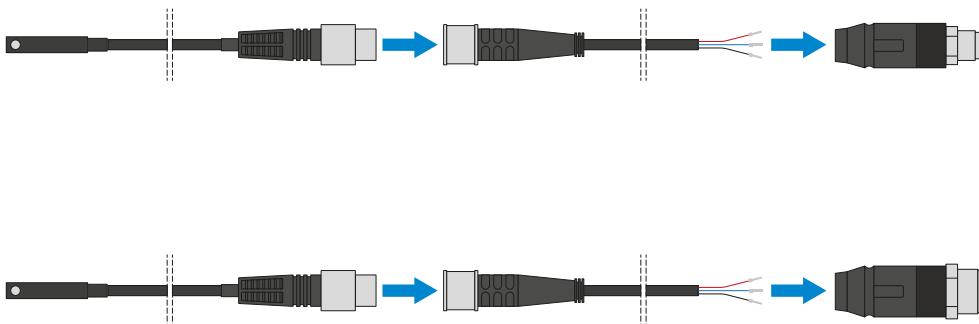
1-point magnetic field sensors – MFS

For non-contact sensing of the piston position

The sensor is clamped in the C-groove of the gripper and detects the magnet attached to the gripper jaws. The MFS01 is available in versions with 5 m cables with exposed leads and 0,3 m cable with connector.



CONNECTIONS / OTHER



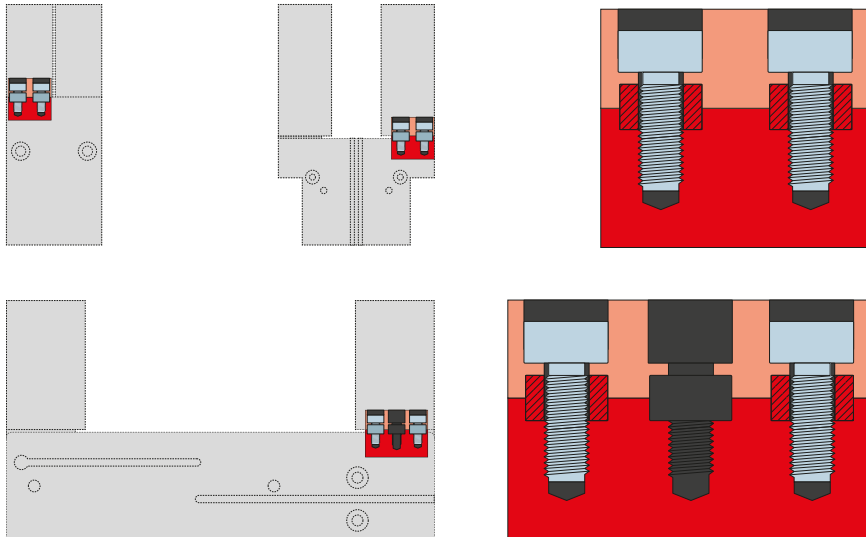
Plug-in connectors

For extending and fabricating the connection lines for the sensors

Cables with a length of 5 m with exposed leads are available. Depending on the specific needs, the cables can be shortened or fabricated with connectors in sizes M8 and M12.



CONNECTIONS / OTHER



Centering sleeves

For defined position measurement of the spread jaws

The centering sleeves are inserted into the fits of the gripper jaws to define the position of the spread jaws. The centering sleeves are comparable to a pin connection.